



Southampton Safe City Strategy

2022 - 2027

southampton.gov.uk



SOUTHAMPTON
CITY COUNCIL

Contents

Forward	4
Executive summary	5 - 6
Our approach	7- 9
Our focus	10
Setting the scene	11 - 15
What do our communities and local data tell us?	16 - 26
What are the challenges for the Safe City Partnership in our city?	27 - 30
Southampton: a partnership approach to creating safer and stronger communities	31
Priority 1: Keeping people safe from harm	32 - 40
Priority 2: Prevent and reduce offending	41 - 46
Priority 3: Creating safe and stronger communities	47 - 58
Delivering our strategy	59 - 61



Forward

The Safe City Partnership is the Community Safety Partnership for Southampton. The Partnership brings together different agencies from across the city to work collaboratively and share resources to make Southampton a safer place to live, work and visit. This Safe City Strategy, the first new strategy since 2017, sets out the Partnership's priorities and actions for the next five years.

In developing this strategy, we have engaged with residents, communities and businesses to ensure their views and concerns have been listened to and reflected here in our plans. Over 200 people responded to our consultation on the strategy, and those responses have been carefully considered in producing the final strategy. We will continue to evaluate the effectiveness of the strategy and obtain resident feedback through our yearly strategic assessment and resident surveys.

The Safe City Strategy is also aligned to the [Hampshire and Isle of Wight Police & Crime Plan](#) as well as the vision for Southampton as set out in [Southampton City Council's Corporate Plan](#). The strategy also complements the key aims, objectives and activities of other key strategic boards, including the Childrens and Adults Safeguarding Boards, Health and Wellbeing Board, and the Youth Justice Management Board.

The strategy has been developed using the data gathered during the [2020/21 Strategic Assessment](#), which highlights the key challenges Southampton faces as it recovers from Covid-19. The pandemic has had significant and wide-ranging impacts both locally and nationally. It is essential that local and regional partners work together effectively to achieve the aims of the plans set out in this Safe City Strategy; to keep people safe from harm, prevent and reduce offending, and create a safer, stronger community.

Executive summary

The Safe City Partnership is a group of organisations working together to ensure that Southampton remains a safe city.

In 2017, the Safe City Partnership set itself ambitious targets for tackling crime and disorder and declared that:

“Southampton’s statutory partners continue to maintain that the city is safe, however, recognising that there is more to do to ensure the public feel safer, and all agencies recognise the need to enable our residents, our businesses and those we work with understand more about the work that goes on in the city to promote the safety of those who live, work and visit the city, and reduce crime.”

The results of the Safe City Strategic Assessment 2020/21 and Community Safety Survey 2021 show that levels of violence, especially violence against women and girls, remain high, and confidence in reporting crime, including to 101, is lower than we would like it to be. Taking this data into account, the Partnership has identified three main priorities for keeping Southampton safe over a five-year period:



Priority 1:

Keeping people safe from harm



Priority 2:

Preventing and reducing offending

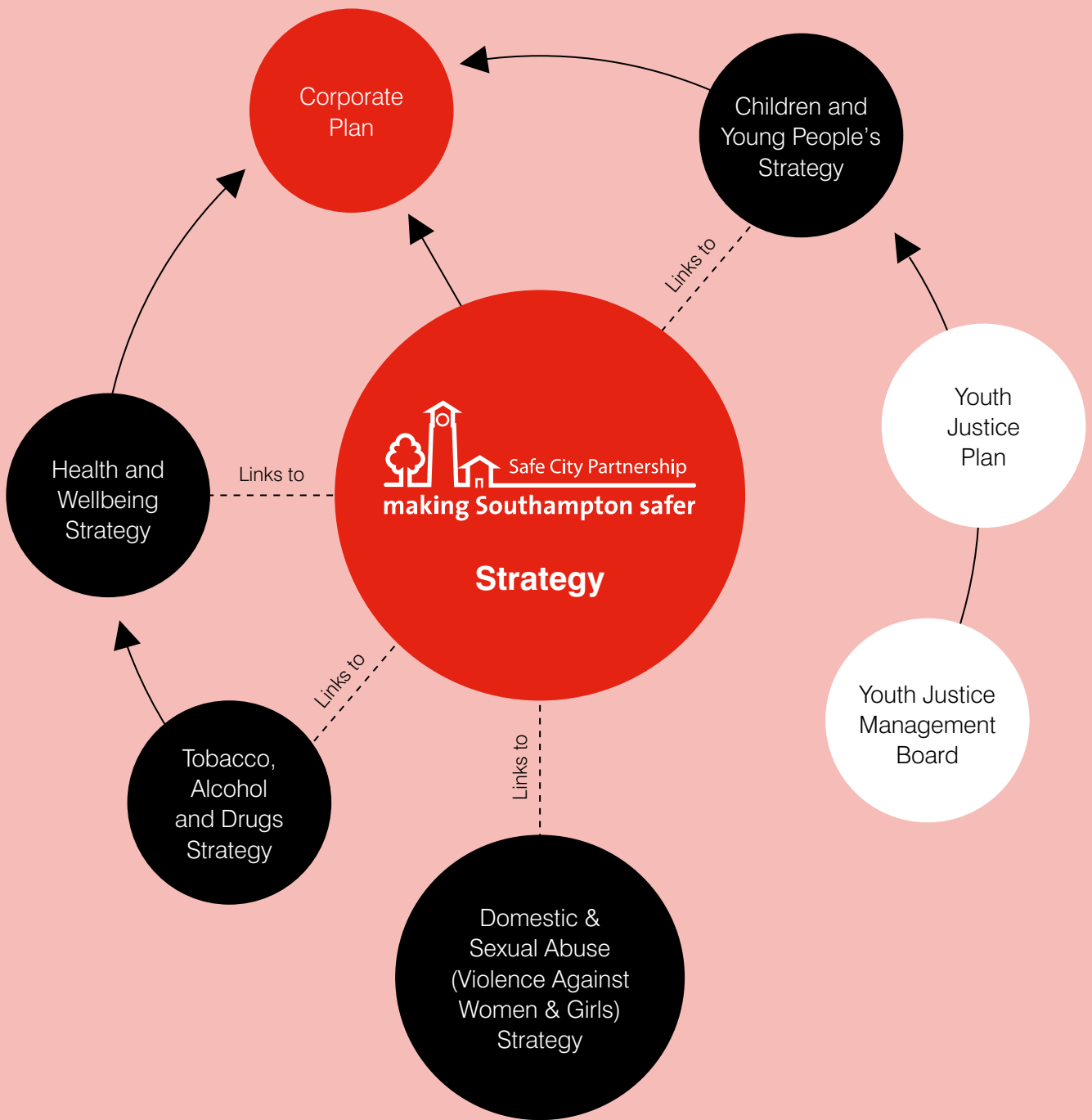


Priority 3:

Creating safe and stronger communities

This strategy focuses on the work of the Safe City Partnership but recognises the links with other strategies and areas of work.

The following diagram shows how the Safe City Strategy links to and supports other key Southampton City Council strategies and plans.



Our approach

Different communities will experience different issues and levels of risk that means different solutions are needed at different times and places.

Southampton is a vibrant and diverse city, that is committed to ensuring prosperity is shared by all. It is for this reason we aim to become The UK City of Culture in 2025 and we are working towards becoming a Child Friendly City. Our ambition requires that we renew our commitments to ensure that everyone who lives and works in the city, and those who visit, can live safe and independent lives.

For our next five-year Safe City Partnership Plan, this means working more closely with communities across the city's wards, to ensure that we can be collaborative and nurture grass-roots initiatives, particularly for young people. These wards will have the benefit of the Safe City Partnership's Support.

The plans will be reviewed and updated every year as part of a Safe City Strategic Assessment to make sure the priorities are on track and that we understand the impact the partnership work is having, both in terms of the communities' perceptions of change and how safe they feel and also reported levels of crime. The voices of communities impacted by crime and disorder will have a renewed importance in our five-year plan, and partners will work together, with communities, to create shared solutions for tackling issues some people experience where they live. This we will do by renewing our commitment to engage with communities, to gather their intelligence and insight, utilising the latest crime data to guide discussions, plans and resources. These insights will be included in future annual Southampton Safe City Strategic Assessments.

Stronger communities will be at the heart of our five-year plan. The Southampton Safe City Partnership will ensure that local people are given an opportunity to join a community-based approach, increasing the opportunities for local people to advise and assist agencies to deliver the priorities and ambitious plans we have set for the city. We want to be as transparent and open as we can be about the issues that affect communities, to help everyone keep safe, as well as improve local people's confidence that issues reported by them can be dealt with in a timely, efficient and effective manner. We will apply a public health approach by defining and measuring the problem and implementing effective strategies, evaluating their impact.

The pandemic has highlighted how new and sophisticated forms of crime such as cyber fraud or exploitation can target the most vulnerable, but also increased our awareness of those communities most at risk from anti-social behaviours such as fly tipping, motor vehicle nuisance and crimes that involve violence. Domestic abuse has increased during this

period. The pandemic has shown us that the involvement of community-run organisations, places of worship and volunteers are key to our success as a city, by connecting with people in the places that they live and using trusted sources to engage and communicate. Ultimately, we must aim to protect the most vulnerable and apprehend those who perpetrate harm against them, whilst seeking to prevent future harm. This is no less so when tackling anti-social behaviour, crime and disorder and serious violence; community involvement in helping solve these challenges is integral to our five-year plan.

Our overarching strategic aims are informed by input from communities and will set the direction of travel for the Safe City Partnership, supported by tactical planning (the how) and operational delivery plans (what we will do).

We will prioritise action in those neighbourhoods with the greatest need, where crime and deprivation are at their highest and the community tensions may require focus and support. This will be achieved utilising community engagement resources across our partnership to support a unified and collaborative approach with residents, young people and victims in the local areas where they live.

We will support a preventative approach and link with other Boards and Partnerships where applicable, for example the Health and Wellbeing Board and Safeguarding Boards.

The strategy will be reviewed on an annual basis by undertaking a Strategic Assessment and public Community Safety Survey. Both the Strategic Assessment and the Community Safety Survey will inform the Safe City Partnership's priorities for each year, which may change as circumstances improve or public feedback tells us we need to improve. This will be reflected in an annual action plan highlighting the Safe City Partnership's priorities of both agency and public focus.



Our focus

Priority 1: Keeping people safe from harm

- Make Southampton a place where all people feel safe.
 - Children and young people are at the heart of our response.
 - Ensure communities, visitors and business have the confidence and the appropriate tools to report anti-social behaviour and crime.
 - Strengthen support for victims of domestic abuse and work together to tackle violence against women and girls.
 - Work together to reduce modern-day slavery.
 - Raise awareness of hate crime.
-

Priority 2: Preventing and reducing offending

- Improve crime prevention and reduce reoffending.
 - Continue our public health approach to understand and tackle the underlying causes of serious violence in our city, by defining and measuring the problems, to implement effective strategies and evaluating their impact.
 - Implement the Domestic Abuse Act 2021.
 - Ensure rehabilitating offenders can access the support they need including on release from custody or prison.
-

Priority 3: Creating safe and stronger communities

- Build resilience in our residents, communities, and businesses to build safer, stronger communities.
- Keep residents in the city safe from the risk of fire.
- Reduce the harm to community safety and public health from tobacco, alcohol and drugs.
- Protect the most vulnerable adults in society from being scammed through financial and online crime.
- Develop collaborative partnerships, to support evidence-based initiatives that can help reduce the risk of crime and disorder.
- Develop data and intelligence gathering to enhance understanding of crime issues and community tensions.
- Work together to minimise the risks caused by radicalisation and extremism.
- Strengthen our collective responses to address all forms of anti-social behaviour across our city.

Setting the scene

It is important to emphasise that coronavirus has not only altered the volume of crime, but patterns too.

Why is this important?

At the time of writing this strategy, it has been difficult to compare 2020/21 with typical years owing to the pandemic, as crime trends changed. In the context of the pandemic we saw:

- Reductions in street-level offending and violence
- Increases in domestic abuse
- A greater emphasis on reports of lockdown restrictions and violations of lockdown rules

However, as lockdown has eased, crime trends have reverted to pre-pandemic levels.

The data set out below is from the [2021 Strategic Assessment](#) and covers the period of April 2020 – March 2021. This data will be significantly impacted by the coronavirus pandemic and government restrictions imposed to limit the spread of the virus.

It is important to consider both the volume of crime and the harm caused to victims and society. A crime severity score gives an estimate of the harm caused by crime. Crime groups that had the greatest severity score were rape, violence with injury and residential burglary. These groups have had the greatest severity score for the last three years.


The most recent community safety survey highlighted that over half of respondents that witnessed or were a victim of crime did not report the incident(s). However, the survey highlighted barriers to reporting for different crime groups, which the Partnership aims to work with communities to address.

Overview of crime in Southampton 2020/21

In 2020/21, Southampton's overall crime was significantly higher than the England average and highest among comparator Community Safety Partnerships (CSPs). Southampton also had the highest crime severity score among comparator CSP's (20.5).

There has been a decline of -11.4% in police recorded crimes compared to 2019/20. This decline is in line with local and national trends, and has largely been attributed to the coronavirus pandemic and government instructions to limit social contact. However, it is important to emphasise that changes over the last year vary by crime type, with theft offences experiencing substantial declines, whilst domestic abuse-related crimes have increased.

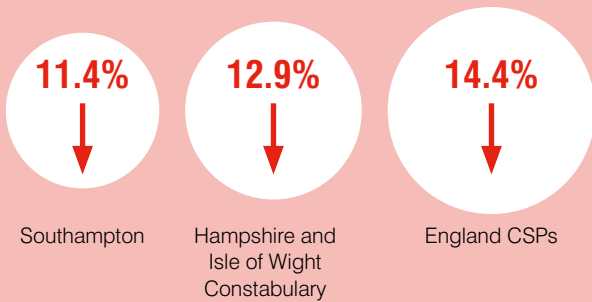
112 crimes per 1,000 population



28,239 police recorded crimes




Decline in police recorded crimes



Decline in crime severity

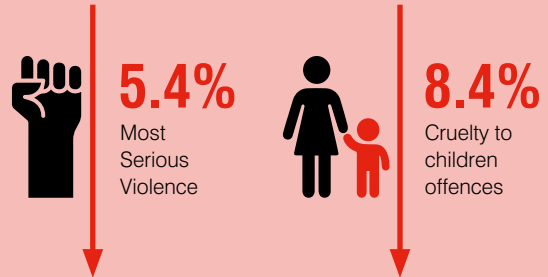
2019/20 and 2020/21 across all crimes



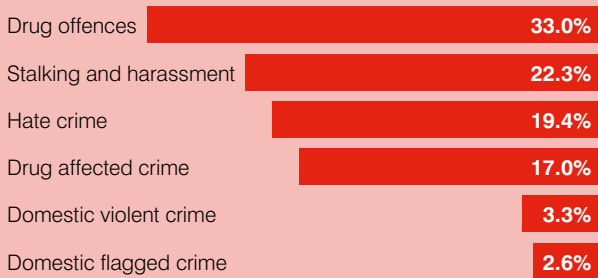
Notable declines in Southampton



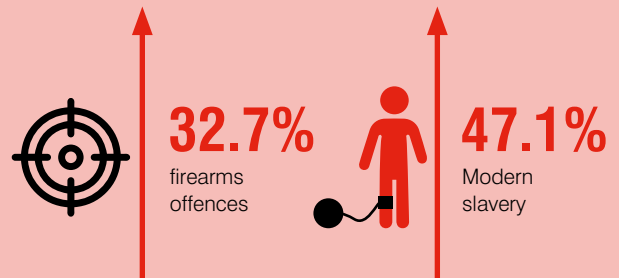
Declines (small numbers)



Notable increases in Southampton



Increases (small numbers)



- The Strategic Assessment presented a crime prioritisation scoring exercise which calculated the top 4 crime priorities for the Partnership. Based on this exercise, the top four crime priorities are:
 - Violent crime (all forms)
 - Domestic crimes including domestic violent crime
 - Sexual offences, particularly rape
 - Residential burglary
 - Violent crime, domestic crimes and sexual offences have consistently featured among the top priority areas for the last three years.
 - Residential burglary again features as a priority, after not scoring as prominently in the 2019/20 assessment, but this is likely due to changes in the volume of other crime types.
-

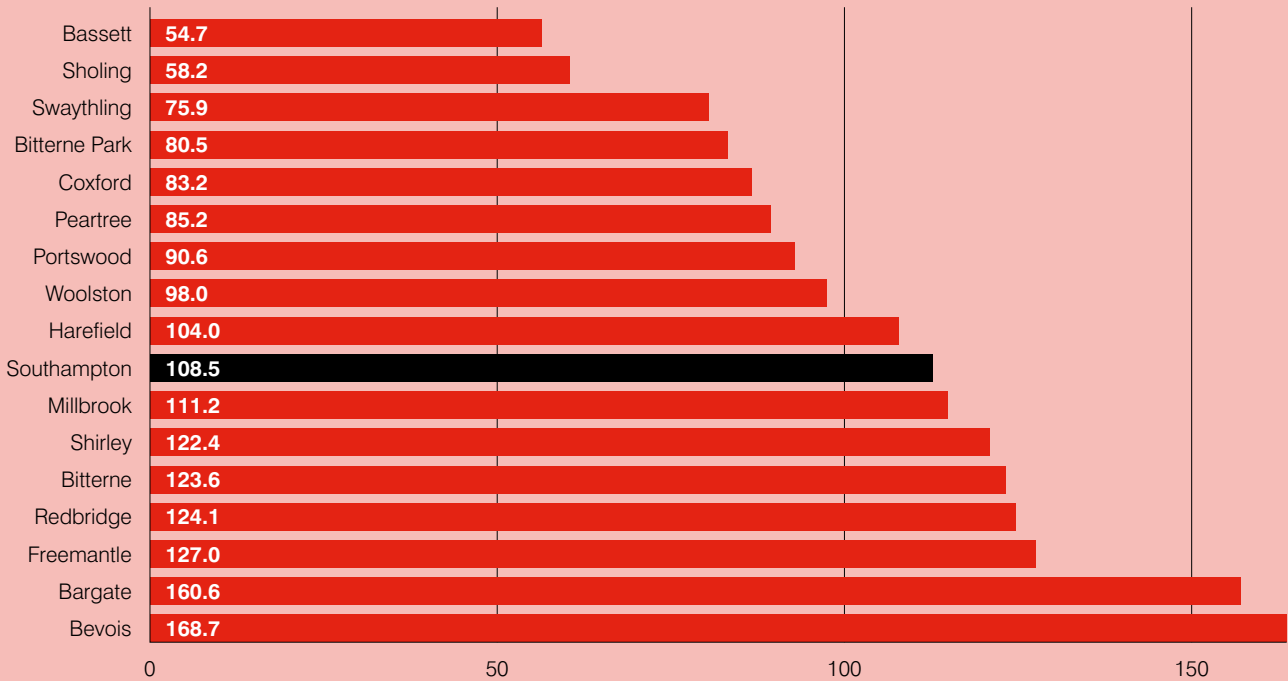
Ward statistics

- Similar to previous years, Bargate ward had one of the highest overall crime rates in the city during 2020/21. Bargate ward covers the city centre which is where a large proportion of the day and night-time economy are in Southampton, which are associated with certain crime types, particularly alcohol affected crime. The largest decrease of overall crime was seen in Bargate (-37.7%); this illustrates the impact of coronavirus restrictions, particularly suppression of night time economy on volumes of police recorded crime.
- Freemantle, Bevois, Redbridge, Bitterne and Shirley wards have a significantly higher rate of crime than the city average, with crime hotspots in all these wards. Some of these wards have some of the most deprived neighbourhoods citywide.
- The link between crime and deprivation remains strong. The overall crime rate is 3.1 times higher in most deprived neighbourhoods in the city, compared to the least deprived.
- Overall crime decreased in 11/16 wards.
- Sexual offences and residential burglary have declined across 12 wards.
- Drug offences increased across 13 wards.
- Hate crime increased in 12 wards, with the largest increases seen in Harefield and Freemantle wards.

- Domestic flagged crime increased in 9 wards, with increases seen in Bassett, illustrating domestic abuse is a city wide issue, despite being more prevalent in the most deprived neighbourhoods in the city.

All crime - Southampton wards 2020/21. Rate per 1,000 population

Source: Hampshire and Isle of Wight Constabulary



All crime - Southampton LSOAs grouped into quintiles 2020 - 2021. Rate per 1,000 population





What do our communities and local data tell us?

Violent crime

- Southampton is ranked 21st among English CSPs for the rate of violent crime, which is an improvement compared to the previous year (rank 15 in 2019/20). However, despite this improvement Southampton remains among the worse 10% of CSPs nationally.
- Southampton experienced a -5.1% decrease in the number of violent crimes between 2019/20 and 2020/21.
- Two of the three main violent crime subgroups also experienced a decline in Southampton over the last year:
 - Violence with injury declined by -19.9%.
 - Violence without injury experienced a -6.5% decline.
- A decline in violent crime is also observed nationally and across Hampshire and Isle of Wight, with this decline attributed to a reduction in stranger violence and violence taking place in public spaces. This is evidenced locally:
 - Decline in victim/offender relationship recorded as stranger between 2019/20 and 2020/21.
 - Number of violent crimes with the public place flag in Southampton declined by - 25.3% over the last year.
- The decline illustrates the impact of lockdown and suppression of the night-time economy on violent crime over the last year.
- Domestic violence continues to be a significant driver of violent crime in the city, with 35.5% of violent crime in 2020/21 flagged as domestic. Tackling domestic violence is key to reducing overall levels of violence in the city.
- It is expected that violent crime will return to pre-pandemic levels in the city and across many parts of England and Wales, particularly as the night-time economy is currently reopen and there are more face to face interactions between people.
- Findings from the 2021 community safety survey show that over half of respondents who witnessed or were a victim of serious violent crime or Violence Against Women and Girls did not report the incident. Common reasons for not reporting the above crime types include reporting makes no difference and fear of negative consequences.
- Victims and offenders of violent crimes tend to have a young age profile, with over a third of violent crime victims and a quarter of offenders aged under 25. This highlights the importance of early intervention to prevent and reduce levels of violent crime in the city.

Crimes involving a weapon

- Despite the decline over the last year, Southampton continues to have the highest rate of crimes involving a bladed implement across Hampshire districts; significantly higher than all but Portsmouth.
 - Victims and perpetrators of knife enabled crime continues to be skewed towards younger age groups; highlighting the importance of early intervention and the work of the Violence Reduction Unit.
 - There were 73 firearms offences in Southampton during 2020/21, an increase of 18 crimes (32.7%) compared to the previous year.
-

Stalking and Harassment

- Southampton is the 3rd highest among comparators and significantly higher than the national average for the rate of stalking and harassment offences.
 - There has been a 22.3% increase in the number of stalking and harassment offences in Southampton between 2019/20 and 2020/21. There has been an 18.8% increase across Hampshire and Isle of Wight and 25.5% increase across England.
 - 40% of stalking and harassment offences in 2020/21 were flagged as domestic; an increase (non-significant) on the 37.8% in 2019/20.
 - However, it is important to note that changes in counting rules for stalking and harassment offences in 2018 could still be having an impact on the number of offences. Additionally, there has been training on stalking and harassment for officers across the force area. Increases could be due to improved recognition and awareness of this offence type. Furthermore, local evidence suggests that some crimes are being classified based on victim perception, with some crimes that may have previously been coded as anti-social behaviour now coded as stalking and harassment.
-

Domestic Crimes

- There were 4,804 domestic flagged crimes in Southampton during 2020/21, a 2.6% increase compared to the previous year. Domestic flagged crime accounted for 17% of all recorded crimes in Southampton, a significantly higher proportion than in 2019/20 (14.5%).

- Domestic rape continues to cause significant harm in the city, with rape accounting for 45.3% of the harm (severity) caused by domestic flagged crime, yet only 3.2% of the number of domestic flagged offences in 2020/21.
- Sub city patterns of domestic flagged crime are similar to previous years; rates of domestic flagged crime are highest in Bitterne, Redbridge and Woolston wards, with notable hotspots in these wards, which is where some of the most deprived neighbourhoods in the city are located. Domestic flagged crime continues to have strong links to deprivation, with rates approximately 4.9 times higher in the most deprived neighbourhoods compared to the least deprived.
- The impact of domestic violence on children in the city continues to be significant; 54.3% of Southampton High-Risk Domestic Abuse Arrangements (HRDA) referrals have children and young people in the household (Apr '19 to March '21).
- Victim profiling of domestic crimes highlighted the following:
 - 3,156 victims of domestic flagged crime have been identified in the period 2020/21. 27.4% of domestic crime victims experienced more than 1 crime in the year, with repeat victims accounting for 50.7% of domestic crimes; highlighting that repeat victimisation remains an issue.
 - 24.2% of domestic crime victims also experienced other offences in the year, with victims experiencing multiple domestic crimes continuing to be more likely a victim of other offence types.
 - Females make up the majority of domestic flagged crime victims (68.2%).
 - The most common age group for victims are those aged 25-34 years (31.1%), followed by the 35-49 (29.7%) and 18-24 (18.6%) age groups.
- Offender profiling of domestic crimes highlighted the following:
 - 2,853 domestic flagged crime offenders have been identified in the period 2020/21. Repeat offending for domestic offence offenders remains an issue, with 31.4% of offenders who commit multiple offences responsible for 55.6% of domestic crimes. Additionally, almost a third (32%) of domestic offence offenders commit other offence types in the year, with those committing multiple domestic offences more likely to commit other crimes.

- 71.1% of domestic crime offenders are male.
 - The most common age group for domestic crime offenders continue to be those aged 25-34 (33.9%), followed by the 35-49 (32%) and the 18-24 (17.5%) age groups.
 - Work was undertaken in March 2020 to understand the picture of Violence Against Women and Girls in the city, specifically occurring in a public place. Data used for this analysis covered the period of April 2019 – March 2020 and is therefore unaffected by the coronavirus pandemic. Key findings from this work are highlighted below:
 - There were 1,370 police recorded Violence Against Women and Girls (VAWG) crimes in 2019/20.
 - Incidents are concentrated towards the city centre, with incidents occurring in Bargate and Bevois wards collectively accounting for 37% of VAWG. These wards are also serious violence hotspots, as highlighted in the Violence Reduction Unit Problem Profile.
 - Victims are skewed towards younger age groups, with 46% of victims aged under 25 years old.
 - There are peaks of reports late at night, which is likely linked to the night-time economy. Peaks are also seen at 15:00hrs, which is believed to link to schools and colleges finishing, but this requires further investigation.
-

Sexual Offences

- Southampton has the 3rd highest rate for sexual offences among comparator CSPs and 13th highest in England across all CSPs.
- Southampton is ranked 2nd highest among comparators for rape offences and 3rd highest for other sexual offences.
- There was a -13.5% decline in sexual offences in 2020/21, a -12.9% decline in rapes and decrease of -13.9% in other sexual offences.
- Prior to the decline seen over the latest year, the number of sexual offences, particularly rape had increased in Southampton. Increases experienced between 2018/19 and 2019/20 could have reflected genuine increase.
- There has also been a notable change in patterns of sexual offences over the last year across the force area, particularly rape, specifically:

- Increase in domestic rapes.
- Decline in stranger and acquaintance rapes.
- The following changes are also evidenced in Southampton:
 - 4.1% increase in the number of domestic rapes over the last year.
 - Southampton has seen a decline in the number of stranger (-31.8%, -14 offences) and acquaintance (-22.4%, -28 offences) rapes in the last year.
- Sub city patterns of sexual offences in Southampton also differ to previous years:
 - In 2018/19 and 2019/20, Bargate ward had the highest rate of sexual offences; however, Bargate was 3rd highest in 2020/21. Bargate also experienced the 3rd largest decline in sexual offences (-27.3%) across Southampton wards over the last year.
 - High rates of sexual offences in Bargate ward have previously been linked to the night-time economy.
- Changes in the volume and patterns of sexual offences in Southampton over the last year are likely driven by lockdown restrictions and suppression of the night-time economy, with these changes also experienced across the force area.
- Volumes and patterns of sexual offences are expected to return to the pre-pandemic baseline, especially with the night-time economy currently reopen. Therefore, post-pandemic trends should continue to be monitored closely.
- Could also see increase in reported sexual offences due to belated reports and more women coming forward to report crimes.
- Of the 767 victims of sexual offences identified, 86% of victims were female.
- Victim profiling continues to highlight that females aged under 25 are most at risk of being a victim of sexual offences, with those aged under 25 accounting for over half of rape victims and under 18's accounting for over half of other sexual offence victims in 2020/21.
- Of the 524 sexual offence offenders identified, 25.8% were aged 35-49, 25.6% were aged 25-34 and 21% aged 18-24. 92.9% of sexual offence offenders were male.



Tobacco, Alcohol and Drugs

- Southampton ranked 5th highest among comparator CSPs and significantly higher than the England average for the rate of drug offences. 1,242 drug offences were recorded in 2020/21 a 33% increase (308 crimes) compared to the previous year.
 - There is a strong link between drug offences and deprivation, with the offence rate 4.2 times higher in the most deprived neighbourhoods compared to the least deprived.
 - Drug affected crime (where drugs are flagged as a factor) experienced a 17% increase from 849 crimes in 2019/20 to 993 crimes in 2020/21.
 - There are several reasons why we have seen increases in drug offences in Southampton over the last year:
 - Drug crime has had operational focus in Southampton over the last two years.
 - The coronavirus pandemic has also contributed to the increase in police recorded drug offences experienced over the last year, with drug crime becoming more visible on the streets due to people staying at home as well as an increase in stop-checks by police in support of COVID enforcement.
 - There were 2,268 alcohol-affected crimes in 2020/21. This is a -13.3% decline in the last year.
 - This decline is largely driven by the suppression of the night-time economy under Covid-19 restrictions.
 - Despite a decline in the volume of offences over the last year, Bevois and Bargate wards continue to have the highest rate of alcohol affected crime, with rates in these wards significantly higher than the city average.
 - Peak times for alcohol affected crimes continue to be late at night or during the early hours on weekends.
 - It is expected that volumes of alcohol affected crime will return to pre-pandemic levels, particularly if the night-time economy remains unrestricted.
 - The majority of alcohol affected crimes in 2020/21 were violent crimes (71.1%).
-

Residential Burglary

- Southampton has a residential burglary rate of 5.5 crimes per 1,000 population.

- There was a -15.6% reduction in residential burglary offences in 2020/21 and decreases in Hampshire (-24%) and England (-28.7%).
- This is likely to reflect a genuine decline in residential burglaries in Southampton over the last year, as residential burglary alongside other theft offences are relatively well reported to and recorded by the police. The extent of the decline over the last year is largely attributed to more people staying at home and limited social contact because of the Covid-19 pandemic.
- However, Southampton has the highest rate for residential burglary among comparator CSPs and has significantly higher rates than other Hampshire and Isle of White local authorities.
- National reports suggest that residential burglary may not return to pre-pandemic volumes or patterns for some time or at all due to long-term shifts towards home working. Additionally, long-term changes in the volume and patterns of residential burglary could lead to crime displacement, particularly as residential burglary offenders are known to commit a wide range of crimes; of all offences committed by known residential burglary offenders in 2020/21 less than a quarter (23.6%) were residential burglary offences.

Crime involving children (as victims or perpetrator)

- The Southampton First Time Entrants (FTE) rate has continued to fall in recent years (32.7 per 10k children in 2020), although rates remain significantly higher than the England average (16.5 per 10k children).
- There is disproportionality in the youth justice system; this means that black, Asian and mixed raced children are over-represented. From April 2021, 18% of the overall Youth Offending Service caseload were of black and ethnic minority.*
- Black and ethnic minority children are also over-represented in serious youth violence statistics. From April 2021, 28% of children that committed a serious youth violence offence were from a black or ethnic minority background.*
- There has been a focus on training the workforce to understand, recognise and work with children's Adverse Childhood Experiences (ACEs) using trauma informed approaches.

- Young people experiencing Adverse Childhood Experiences (ACEs) are at a higher risk of having poorer outcomes, particularly those relating to crime, health and education. However, it is important to emphasise that this doesn't necessarily mean that children experiencing ACEs will become involved in crime, they are just at higher risk of poorer outcomes.
- As of March 2021, there were 96 looked after children per 10,000 children in Southampton, compared with the England rate of 67. Offender rates of Looked After Children are lower in Southampton at 2%, compared to the England average of 3%.*

* *Data from Southampton Youth Offending Service*

Cruelty to Children

- Southampton is ranked second highest among comparators for cruelty to children/young person crimes with the Southampton rate of 0.8 offences per 1k population significantly higher than the England average (0.4 per 1k population).
- This represents a -8.4% decline compared to the previous year, with Hampshire experiencing a -2.6% decline over the same period. However, it is unlikely that this decline reflects a genuine reduction due to repeated periods of lockdown and children spending more time at home, making it more difficult for abuse to be identified. It is expected that volumes will return to pre-pandemic levels and potentially higher through belated reports, as children regain access to their trusted adults through school and other support systems.
- NSPCC helpline saw an increase in contacts during lockdowns, with figures for April 2020 13% higher than pre-lockdown, and figures in May 2020 31% higher than in April 2020. The above figures provide some indication of how the pandemic has affected child abuse; however, it will be some time before the true extent of how the pandemic affected the prevalence of child abuse can be determined.

Community Cohesion, Modern Slavery, Prevent and Hate Crime

- There were 50 modern day slavery offences recorded in Southampton during 2020/21, a 47.1% (16 crimes) increase compared to the previous year.



- There is believed to be an underreporting of the issue in the city as police recorded crime only provides a partial picture as many cases of modern slavery remain hidden and not reported.
- Modern slavery offences across Hampshire and Isle of Wight increased by 22.4% (36 crimes) over the last year.
- New training will be implemented in 2021/22.
- There was a 19.4% increase (+155) in reported hate crimes in Southampton in 2020/21, which is higher than the 9% increase across England and Wales.
- Race discrimination continues to be the largest motivating factor of hate crime, followed by sexual orientation and disability in Southampton during 2020/21.
- Increases in police recorded hate crime in recent years have been driven by improvements in crime recording, better identification of what constitutes a hate crime and an increase in victims reporting crimes.
- In Southampton the increase could also reflect local reporting processes, where individuals reporting a crime are directly asked whether they think the crime is a hate crime or motivated by hate.
- Our third-party reporting network aims to increase the number of hate crimes reported, which is a potential indication of the public's confidence that support is available to them when they need it.
- However, there is evidence to suggest that there have been short-term genuine rises in hate crime following certain trigger events, such as terrorist attacks and political events. Nationally there was an increase in hate crimes during the summer of 2020 following the widespread Black Lives Matter protests and far-right counter protests, with this also evidenced locally (see the following chart).
- Incidents of extremism and radicalisation in the city continue to be low.
- There is an increase in right-wing extremism, albeit very low numbers, in common with trends nationally reported through the Counter Terrorism Local Profile, with cases coming through Channel Panel in both Southampton and Hampshire reflecting this trend.
- A new referral pathway implemented in 2021 supports improved collaborative working between partner agencies, the Counter Terrorism Police and safeguarding.

What are the challenges for the Safe City Partnership in our city?

We know we have more to do to communicate to the public the outcomes of actions taken and to better describe the risks for the city, so that local people can take action to keep themselves safe. This includes improving mechanisms for reporting anti-social behaviour and crime in communities, where confidence in reporting is low.

Many communities report they have reducing confidence that action will be taken when reporting incidents of crime; levels of under-reported crime are therefore unknown.

We also know that rates of violence and sexual violence are highest in the Bevois and Bargate wards of the city, impacting younger people most and believed to be linked to the student populations and night-time economy in the area.

There are also exceptionally high rates of domestic abuse and serious violence in the city, which for some communities can erode public confidence.

The most recent community safety survey also highlighted that over half of respondents that witnessed or were a victim of crime did not report the incident. Therefore, raising the community's confidence that they can report crime is a priority for the Partnership.

Changes to the operational delivery of services such as the recent merger of Probation and Community Rehabilitation Company (CRC) Services will work through in 2021. Increases in police resource will support a more effective response to operational priorities in the city.

Wider determinants of crime

It is important to not only consider police recorded crime, but the factors, known as wider determinants, that make individuals more or less likely to become involved in crime in the first place. As these worsen, we may see subsequent increases in crime. Wider determinants such as deprivation and poverty are not just linked to crime, but a wide range of other outcomes, particularly those relating to health and education. Examining the wider determinants of crime gives an opportunity to understand and address the root causes, and to try and prevent individuals, particularly young people, from becoming involved in crime in the first place. More information on wider determinants can be found on the [Southampton Data Observatory](#).

Population Change

- Young people are at disproportionately higher risk of becoming offenders or victims of crime.
 - Custody rates for children have remained relatively low, currently at 0.14 per 1,000 of the 10-17 population. The England average is currently 0.13 per 1,000.
 - 0-18 population forecast to grow by 4.3% in Southampton by 2027.
 - 10-14-year-old population will increase by 6.3%.
 - 15-19 population will increase by 14.7%.
-

Poverty and Inequality

- Children who live in poverty are at greater risk of becoming involved in crime, either as victim or perpetrator or both.
 - 10,286 (22%) of children in Southampton are living in relative low-income families.
 - 30.4% (10,018) of Southampton pupils in state funded schools are known to be eligible for free school meals, significantly higher than the England average of 20.8% in 2021.
 - The proportion of children eligible for free school meals in Southampton increased from 24.7% in 2019/20 to 30.4% in 2020/21.
-

Changes to claimant count

- There has been an increase in the number of people claiming out of work benefits since the beginning of the pandemic.
- The number of people claiming out-of-work benefits (claimant count) more than doubled from 5,295 (3.1%) in January 2020 to 11,410 (6.6%) in January 2021 (experimental statistics).
- The claimant count has declined in recent months but is still above pre-pandemic levels. 9,315 (5.4%) people were claiming out of work benefits in Southampton as of September 2021.
- However, impact across the city has not been evenly distributed, with those living in the most deprived neighbourhoods impacted the most.



Adverse Childhood Experiences (ACEs)

- Children experiencing Adverse Childhood Experiences (ACEs) are at higher risk of poorer outcomes. Particularly those relating to crime, education and health. Examples of ACEs include:
 - Emotional, physical and sexual abuse.
 - Emotional or physical neglect.
 - Violence against household members (domestic violence).
 - Parental abandonment through separation or divorce.
 - Living with household members who were substance abusers, mentally ill, suicidal or imprisoned.
 - Household member in prison.
 - Bullying or exposure to community or collective violence.

Southampton: a partnership approach to creating Safer and Stronger Communities

Community Safety Partnerships (CSPs) were established in law under Section 5-7 of the Crime and Disorder Act 1998. Partnership working means bringing everyone together.

Southampton City Council and its partners are committed to working in partnership to create both safer, and stronger communities. The Safe City Partnership brings together public, voluntary, business and community sector interests to work together for Southampton and its citizens. The partnership is made up of Southampton City Council, Hampshire and Isle of Wight Constabulary, Hampshire and Isle of Wight Fire and Rescue Service, Hampshire, Southampton and Isle of Wight Clinical Commissioning Group, Probation Services, Southampton Voluntary Services and GO! Southampton, the Business Improvement District. The Safe City Partnership has several core functions and is responsible for governance of the locally commissioned services to prevent and reduce offending, support victims, provide treatment services and build a safer community.

The priorities and objectives set out in this strategy provide the framework for the Safe City Partnership to focus on over the next five years. The Safe City Partnership is committed to working together with partner agencies and residents, understanding that in the face of increasing financial pressures and demand for services, there are opportunities to do things differently.

This is delivered through a variety of strategic partnerships including the Youth Justice Management Board and Domestic Abuse Strategic Partnership Board. A public-led approach to tackling crime and disorder involving tobacco, alcohol and drugs will be led by our Health and Wellbeing Board. Issues of radicalisation will be reviewed by the Prevent Partnership Board, inclusive of community representation to ensure all communities are kept safe from extremism. A growing and thriving Hate Crime Network will support the cities programme of Third-Party Reporting Centres and we will work with partners to increase the number of safe places in the city for people concerned about exploitation, abuse or discrimination.





Priority 1: Keeping people safe from harm

Key facts and figures

- 14,757 unique victims (excluding business and the state) who were involved in 74% of crimes in the city.
- 22.5% victims experienced more than 1 crime in the year, a significantly higher proportion compared to the previous year (19.6% in 2019/20).
- Repeat victims accounted for over 45.2% of crimes in 2020/21.
- The most common age groups for victims were those aged 35-49 (27.4%), followed by the 25-34 (24.8%), 18-24 (15.5%) and 50-64 (15.5%) age groups, with these groups also top in previous years.
- 52.7% of victims were male and 47.3% female, however, females continue to be more likely to be repeat victims of crime than males.
- 58.2% of victims were white, 9.7% BAME and 32.1% unknown ethnicity.

What do residents tell us needs to change?

- The Safe City Survey 2021 ran from 27 August 2021 to 27 September 2021 with 2,551 valid responses. Whilst the data used in the strategy relates to the year ending March 2021 the survey was conducted in September 2021, 3 months after the reopening of society following Covid-19 restrictions.
- The majority (71%) of respondents in the 2021 survey had not been a victim of crime or ASB in the last 12 months.
- The proportion of respondents reporting being a victim of crime or ASB in the most recent survey (29% in 2021) is slightly higher than the 26% in 2020 survey, but remains below the 35% reported being a victim in the 2019 survey.
- When asked, 'which of the following best describes your experience of crime and antisocial behaviour in the last 12 months', begging in the streets, ASB, vandalism/graffiti and people using or dealing drugs were the most common crime types witnessed or experienced by respondents.
- This is in line with police recorded crime, with high volume but lower harm offences most common (e.g. vandalism/graffiti and ASB). These offences are some of the most visible.

- Low volume but high harm offences were less commonly witnessed or experienced by respondents (sexual assault and serious violent crime).
- Over half of respondents did not report sexual assaults (53%), serious violent crime (53%), domestic abuse (55%) or violence against women and girls (59%) when witnessing or a victim of these crimes.

Outcome / Focus

Make Southampton a place where all people feel safe.

Who is responsible?

- Better Care Southampton Board.
 - Domestic Abuse Strategic Partnership Board.
-

What do we want to achieve?

1. Increase local people's education and our communication with local people to ensure they feel safe.
 2. Protect vulnerable people.
 3. Commit to ensuring everyone who lives in, works in and visits the city feels safe. We want to make sure people have the support they need to build and maintain inclusive communities.
 4. People of all ages are safer and feel secure.
-

How will we achieve this?

- Communicate information in an accessible way with local residents, including children, which will help them to keep safe.
- Undertake evidenced-based environmental changes in our places that can increase safety and reduce the potential for harm.
- Engage with local people to discuss issues associated with crime and disorder that impact them to help agencies work together to better target resources.
- Listen to and work with local people to understand what works and does not work.
- Listen to victims and residents about the issues that impact them greatest.
- Ensure an annual statement is provided to the public that highlights progress and challenges experienced in our city.

- Work towards our ambition to become a UNICEF Child Friendly City.
- Ensure that we use all opportunities to access funding to make environmental changes that can reduce anti-social behaviour and crime.
- Ensure policies within the City Vision Local Plan ensure new developments are designed to be safe places
- Increase access to safe places across Southampton, where all women can reach out for help and support.
- Increase the number of pharmacies offering safe spaces through schemes like ANI. For example, work with pharmacy leads and other health settings to increase take up, identify barriers and seek solutions for survivors to reach out safely.

Outcome / Focus

Children and young people are at the heart of our response.

Who is responsible?

- Children’s Strategic Partnership.
- Southampton Safeguarding Children’s Partnership.
- Child Friendly Executive Board.
- Southampton Connect.
- Southampton Youth Forum.
- Hampshire and Isle of Wight Child Centred Policing Plan.
- Youth Justice Management Board.
- Violence Reduction Unit.
- Domestic Abuse Strategic Partnership Board.

What do we want to achieve?

1. Work with partners to create a culture of prevention and early intervention; driven by effective multi-agency working within localities.
2. Ensure that services intervene to provide effective help and protection when children are at risk of harm, experience neglect, are victims of domestic abuse or live in homes where parents experience mental health and / or substance misuse issues.
3. Establish targeted settings that can support putting children and young people at the heart of our response.

4. Reduce the level of youth crime; including young people entering the criminal justice system and young people re-offending.
 5. Lower the level of serious violence and risks associated with highly vulnerable groups of young people.
 6. Ensure that more children and young people feel safe and are safe from crime and anti-social behaviour.
 7. Implement a preventative approach in all our services and better coordinate our universal, open access, community-based youth services for children and young people as well as targeted youth groups.
-

How will we achieve this?

- Simplify our tools for assessment and measuring impact, so they are easier to use for families and professionals.
- Ensure that all children and families can access support easily.
- Launch locality teams and develop strong links with other community organisations and stakeholders.
- Review our neglect strategy and relaunch the neglect toolkit.
- Ensure our response to children who are victims of domestic abuse is robust and compliant with the Domestic Abuse Act 2021. We will work with maternity services to improve identification of domestic abuse and impact on children.
- Develop a whole-family approach that is informed by the 'Safe and Together' model, an internationally recognised suite of tools and interventions designed to help child welfare professionals improve their awareness and understanding of domestic abuse.
- Use 'Child Friendly Southampton' to engage with core stakeholders across the city and put children at the centre of everything we do.
- Ensure that we work with young people to identify risks for them and teach them the tools to help keep them safe.
- Work with representative bodies for children and young people such as the Youth Forum and Office for Police and Crime Commissioner, Police and Community partners.
- Launch our Youth Justice Strategic Plan, which will be driven forward by the Southampton Youth Offending Management Board.

- Provide intervention for those young people who are at high risk (repeat offending, gangs and County Lines, contextual safeguarding, radicalisation, modern day slavery).
- Provide information to children, young people and families about how to report crime to the police and information about the criminal justice process including telephone helplines.
- Work with schools and education providers to ensure children who are at risk of offending have access to appropriate and high-quality education provision.

Outcome / Focus

Ensure communities, visitors and business have the confidence and the appropriate tools to report anti-social behaviour and crime.

Who is responsible?

- Safe City Partnership.
- Hampshire and Isle of Wight Constabulary.
- GO! Southampton.

What do we want to achieve?

1. Make crime reporting as easy as possible.
2. Raise awareness of what to report and of the tools available to encourage individuals and businesses to report crime.
3. Increase the level of reporting through the Southampton Business Crime Partnership DISC crime- reporting portal.

How will we achieve this?

- Ensure that tools for reporting anti-social behaviour, crime and disorder or domestic abuse such as 101 are accessible and responsive, online, by phone and in person.
- Use Southampton Business Crime Partnership DISC portal for businesses to report anti-social behaviour and crime to Hampshire and Isle of Wight Constabulary, whilst also sharing criminal intelligence within the business community to prevent further incidents of crime and disorder.

Outcome / Focus

Strengthen support for victims of domestic abuse and work together to tackle violence against women and girls.

Who is responsible?

- Domestic Abuse Strategic Partnership Board.
 - Safe City Partnership.
 - Hampshire and Isle of Wight Constabulary.
-

What do we want to achieve?

1. Prioritise domestic abuse and sexual violence, focussing on the night-time economy and sex worker industry.
 2. Implement the Part 4 and Part 7 duties of the domestic abuse act ensuring that there are effective and timely interventions, specialist support and safe accommodation for victims of domestic abuse.
 3. Apply a Whole Housing Approach (ensuring accommodation for survivors is safe where ever possible) and Coordinated Community Response to support victims of domestic abuse and their children.
 4. Apply a perpetrator focus to interventions, assessment and communications.
-

How will we achieve this?

- Apply a positive action and arrest approach promoting use of diversionary offender programs and victim support services where appropriate.
- Ensure compliance with the Domestic Abuse Act 2021.
- Address the root cause (perpetrators of domestic violence) through improved identification and resourcing at standard and medium risk levels.
- Analyse data sets to understand where the violence is happening, who the victims are and who the repeat perpetrators are.
- Ensure the provision of efficient services so victims and vulnerable people are satisfied with the service they receive
- Work with victims of serious sexual offences and domestic abuse to ensure we have the right services in place and provide a joined-up response.
- Provide safe accommodation and specialist support for victims of domestic abuse.

Outcome / Focus

Work together to reduce modern-day slavery.

Who is responsible?

- Southampton Safeguarding Adults Board.
 - Hampshire Modern Slavery Partnership.
-

What do we want to achieve?

1. Support a well-trained workforce to recognise and assess victims of modern-day slavery.
 2. Implement a more robust referral pathway, pan Hampshire.
-

How will we achieve this?

- Ensure there are effective processes in place to identify and support victims and people vulnerable to modern slavery.
 - Prioritise initiatives that help the most vulnerable to be safe from harm caused by exploitation, hate crime, modern slavery or radicalisation.
 - Encourage increased reporting and sharing of local intelligence related to modern day slavery, harmful practices, those missing, exploited or trafficked, domestic violence and abuse to better understand the extent of these crimes and increase learning regarding intervention and safeguarding.
-

Outcome / Focus

Raise awareness of hate crime.

Who is responsible?

- Safe City Partnership.
 - Office of the Police and Crime Commissioner.
 - Hate Crime Network.
-

What do we want to achieve?

1. Identify and work with those communities most vulnerable to hate crime and incidents.
2. Further develop and maintain third party reporting, improving response and outcomes for victims.
3. Liaise with communities to understand issues that impact on community cohesion.
4. Reduce community tension in diverse communities where hate crime is higher.



5. Commit to third party reporting, improving response and outcomes for victims.
-

How will we achieve this?

- Ensure that the Hate Crime Network, reporting app and third-party reporting centres are maintained and prioritised.
- Link Hate Crime Third Party Reporting Centre (HCTPRC) with other Friendly city initiatives e.g. dementia friendly.
- Provide a co-ordinated approach to supporting victims and preventing hate crime and incidents.
- Strengthen local governance for hate crime support work.
- Collaborate through the Hate Crime Reporting Network on local solutions to tackling hate crime, inclusive of communities' voices and victims' perspectives.
- Ensure the provision of a hate crime reporting app enables easy and anonymous reporting.
- Communicate the Partnership's commitment to challenge hate crime in all its forms, including delivery of an annual Hate Crime Week.
- Create safe places for the most vulnerable and expand our hate crime network of third-party reporting centres.
- Support communities to give victims of hate crime the confidence to report incidents and ensure this crime data is monitored to identify trends.



Priority 2: Prevent and reduce offending

Key facts and figures

- 8,017 individual suspects or offenders were identified in 2020/21, who were responsible for 55.7% of the crimes committed in Southampton; -6.8% decrease on the 8,604 identified during 2019/20.
- The majority (63.6%) of offenders identified committed just 1 crime in the year, which is slightly lower than the proportion in 2019/20 (64.1%).
- 36.4% of offenders committed more than 1 offence, yet were responsible for the majority (67.5%) of recorded crime with a suspect or offender identified in 2020/21.
- 70.6% of offenders were male; males continue to be much more likely to commit multiple offences in the year than females, with 78.8% of the most prolific (5+ offences) offenders male.
- Those aged 25-34 years continue to make up the largest group of offenders (28.6%), followed by the 35-49 (28.2%) and 18-24 (18.5%) age groups.
- The proportion of U18 offenders decreased from 13.2% in 2019/20 to 12.1% in 2020/21.
- Over half (56.6%) of offenders were white, 9.7% were minority ethnic backgrounds and 33.6% unknown ethnicity.

What do residents tell us needs to change?

- The biggest issues in 2021 survey are: people using or dealing drugs, burglary/robbery/theft, vandalism/graffiti and anti-social behaviour.
- Perceptions of issues are likely to be influenced by:
 - Visibility of crime e.g. vandalism/graffiti.
 - Peoples personal experiences and the media.
 - COVID pandemic making certain crime types more visible.
- Domestic abuse, serious violent crime and hate crime have experienced percentage point increases in respondents reporting these categories to be an issue between the 2020 and 2021 surveys, suggesting a rising awareness and a growing understanding of these issues in the city.

Outcome / Focus

Improve crime prevention and reduce reoffending.

Who is responsible?

- Safe City Partnership.
 - Domestic Partnership Abuse Board.
-

What do we want to achieve?

1. Reduce levels of violence in the city as a result of drug related harm, organised crime and county lines.
 2. Deliver a targeted approach to dealing with prolific offenders and organised crime.
 3. Work actively in partnership to identify and address environmental and physical issues that may support the prevention of crime.
 4. Take a stand against hate crime, online abuse and harassment in all its forms.
 5. Increase identification, referral and actions to engage perpetrators, with a view to ensuring perpetrators are recognised, known and supported to change.
-

How will we achieve this?

- Understand the underlying causes of serious violence, particularly for young people.
- Support a well-trained trauma informed workforce, who work restoratively with offenders, to tackle the underlying causes of their behaviour.
- Support collaborative working across the voluntary sector, with places of worship and youth run organisations.
- Support communities and professionals to understand and recognise the signs and symptoms of radicalisation and exploitation.
- Harness the support of large employers (e.g. health providers) to raise awareness, confidence and skills around identification, brief intervention and referral of perpetrators.
- Increase awareness around the language of 'perpetrator' as not only high impact abuse, but also recognising unhealthy behaviours by individuals in relationships.

Outcome / Focus

Continue our public health approach to understand and tackle the underlying causes of serious violence in our city, by defining and measuring the problems, to implement effective strategies and evaluating their impact.

Who is responsible?

- Violence Reduction Core Group.
 - Weapons Action Group.
 - Office of the Police and Crime Commissioner.
 - Hampshire and Isle of Wight Constabulary.
-

What do we want to achieve?

1. Understand the drivers of serious violence and cohorts at risk.
 2. Understand the protective barriers and risk factors at a population/community level.
 3. Promote the shared risk factors which increase the likelihood of being drawn into serious violence as well as other negative social and health outcomes across public services.
 4. Understand, map and target high harm areas with police, health and social care.
 5. Understand the social disparities in local areas and how they impact on inequalities and serious violence and promote these amongst public services.
 6. Improve information sharing across public services.
 7. Provide the public with information about their area so they are informed and empowered to support a whole partnership approach to reducing serious violence.
 8. Bring police, health and social care together to achieve a shared and mature level of data sharing and analysis.
 9. Improve identification of young people with risk factors of serious violence.
-

How will we achieve this?

- Use the data analysis in our Serious Violence Problem Profile and Safe City Strategic Assessment to inform and drive our work to be the most effective it can in preventing and reducing serious violence, and the key risks/causes.

- Share these findings and support external bids for funding for the city made by partners and local charities.
- Utilise a programme of community engagement to work with communities in areas of highest crime and deprivation.
- Identify violence hotspots and work with partners through the Partnership Action Groups to problem solve them together.
- Develop the sharing of assault Accident and Emergency data with the University Hospitals Southampton NHS Trust and with wider pan-Hampshire Partners Trust to gain insights into serious violence not reported to police.
- Commission analysis into emerging issues in the city, such as notable violence hotspots, using and promoting the Southampton Data Observatory and Office of the Police and Crime Commissioner InterAct systems.
- Research and develop how digital policing could help reduce and prevent serious violence, e.g., the Violence Reduction Unit takes part in the Capita national digital policing workshops.
- Work with partners to improve the quality and accuracy of serious violence/assault data recording.
- Support the Office of the Police and Crime Commissioner '342 Offenders' project.
- Ensure Neighbourhood Policing Teams prioritise addressing violent crimes.
- Work in partnership with bodies such as the Violence Reduction Unit, the street pastors, the city wardens, the Business Improvement District (BID), the licensing trade, schools.
- Ensure Neighbourhood Policing Teams develop intelligence about cuckooed addresses and apply for closure orders or refer victims to adult safeguarding or mental health teams where applicable.

Outcome / Focus

Implement the Domestic Abuse Act 2021.

Who is responsible?

- Domestic Abuse Strategic Partnership Board.
 - Domestic Abuse Operational Group.
-

What do we want to achieve?

1. Establish a new Domestic Abuse Strategic Partnership Board.
2. Provide safe accommodation and specialist support for victims of domestic abuse (including children).
3. Develop a perpetrator focused model of delivery, supported by a well-trained workforce.
4. Apply a perpetrator focus to domestic abuse and sexual violence, support our workforce to tackle perpetrator violence.
5. Ensure a renewed focus on working with perpetrators.

How will we achieve this?

- Implement the provisions of the Part 4 and Part 7 duties of the Domestic Abuse Act to provide Safe Accommodation, Specialist Support.
- Create a five-year domestic abuse strategy for the city.
- Appoint a Domestic Abuse Coordinator.
- Commission appropriate interventions and accommodation.
- Deliver the Safe and Together model of training.

Outcome / Focus

Ensure rehabilitating offenders can access the support they need including on release from custody or prison.

Who is responsible?

- New Drugs Strategy Board.
- Probation Service.
- Southampton City Council Housing and Housing providers.
- Office of the Police and Crime Commissioner.
- Hampshire, Southampton and Isle of Wight Clinical Commissioning Group.

What do we want to achieve?

1. Ensure support is available to high harm offenders with drug and/or alcohol dependence and/or mental health needs that do not belong in any existing pathways.
2. Increase identification, referral and actions to engage and ensure perpetrators are recognised, known and supported to change.

3. Increase support to offenders with access to accommodation, education, training, volunteering, employment, finance, debt and drug, alcohol and mental health services.
-

How will we achieve this?

- Develop packages of help for offenders to access secure housing, stable employment and wellbeing support to reduce their risk of re-offending and increase rehabilitation.
- Deliver targeted detached youth work to prevent future crime and anti-social behaviour, and improve access to Prevention Services that are effective at tackling offending behaviour.
- Prevent and reduce offending by children and young people by using a whole system approach to supporting vulnerable young people.
- Ensure Probation Service work with providers of drugs services, Health and accommodation to deliver support and information. It will also work through liaison and partnerships to ensure access to appropriate services for those in the criminal justice system.
- Support the development and leadership of the next local tobacco, alcohol and drugs strategy with a focus on community safety including prevention.
- There will be a new focus on neighbourhood crime through refreshed Integrated Offender Management processes.



Priority 3: Creating safe and stronger communities

Key facts and figures

- Between 2019/20 and 2020/21, total crime declined in 11 out of 16 wards, with the largest overall decline seen in Bargate ward. This illustrates the impact of coronavirus restrictions on total recorded crime, in particular suppression of the night-time economy on crime in the city centre (Bargate ward).
- However, despite seeing the largest decline in total crime, Bargate ward has the second highest rate of total crime, behind Bevois.
- Overall crime continues to be strongly patterned by deprivation, and other wider determinants such as poverty and Adverse Childhood Experiences.
- Freemantle, Shirley, Bitterne and Redbridge wards also had a significantly higher crime rate than the city average, with some of the most deprived neighbourhoods in the city located in Bitterne, Bevois and Redbridge wards.

What do residents tell us needs to change?

- 63% of respondents from the most recent survey (2021) agreed that their local area is a place where people from different backgrounds get along well together, similar to the 63% in the 2019 survey.
- 1 in 4 (26%) respondents agreed that the police and other local public services are successfully dealing with crime and anti-social behaviour in the most recent (2021) survey.
- Over half respondents that witnessed or were a victim of crime did not report the incident.
- 48% of respondents in the most recent survey (2021) felt crime levels in their local area had increased in the last 12 months. 44% felt crime levels had stayed the same.
- A significantly higher proportion of females (50%) felt crime had increased compared to males (43%).
- Those from white ethnic backgrounds were significantly more likely to feel that crime had increased compared to respondents from Black, Asian and minority ethnic backgrounds.
- The vast majority of respondents in the most recent survey (2021) feel safe during the day, both in their local area (84%) and in the city centre (77%).

- Feelings of safety after dark continue to be lower, both in local areas (41%) and the city centre (27%).

Outcome / Focus

Build resilience in our residents, communities including the business community, to build safer, stronger and more cohesive communities.

Who is responsible?

- New Drugs Strategy Board.
 - Better Care Southampton.
 - Domestic Abuse Strategic Partnership Board.
 - Southampton Prevent Partnership Board.
 - Community Cohesion Forum.
 - Hampshire and Isle of Wight Constabulary.
 - Southampton City Council.
-

What do we want to achieve?

1. Focus our attention on parks and open spaces to ensure everyone who uses them feels safe and secure.
2. Utilise community assets such as libraries and community buildings and community organisations.
3. Improve communication about community safety issues with communities, community run organisations, tenants and residents' groups.
4. Develop an NHS workforce that is skilled in responding to the issues associated with violence as experienced by their workforce and clients.
5. Create a network of safe places and build on our City of Sanctuary status to ensure the most vulnerable feel safe and protected.
6. Review our CCTV infrastructure across the city to ensure that we have an evidence-based approach to use.
7. Reduce the impact of crime and disorder on the business community.
8. Increase business confidence in the city with the fear of crime reduced.
9. Improve perceptions of safety in the commercial areas of the city.

10. Understand the views of communities regarding serious violence, build mutual trust and respect, and strengthen the coordinated response.
11. Strengthen the partnership response to reducing serious violence and how early intervention and prevention can be applied locally.
12. Empower communities to spot young people who may be at risk of county lines (or other forms of serious violence) and what action to take.
13. Raise awareness of how to share intelligence with the police.
14. Increase awareness of the risk factors and protective barriers of serious violence to communities and partners and work together to build community resilience and community cohesion.
15. Target investment into areas of deprivation and high crime.
16. Develop a stronger focus on community cohesion activities.

How will we achieve this?

- Enhance community engagement and development work across the city to help communities and local groups be stronger and safer.
- Police and Communities Together meetings to be reinstated where feasible, via a combination of in person and online meetings.
- Work together in communities through local forums and Partnership Action Groups to prioritise issues of concern.
- Promote volunteering – both to support organisations supporting (ex) offenders and helping (ex) offenders find volunteering opportunities.
- Communicate and engage with underserved communities.
- Build on the intercollegiate document for NHS to establish agreed training approaches across all NHS providers.
- Identify good practice around HR support systems to ensure staff seek support as required.
- Work with our large local employers, especially the health services (both physical and mental health) to develop a well-trained, and equally well supported workforce that recognises and supports seeking assistance from violence for both clients and colleagues.

- Link and build various similar schemes like Third Party Hate Crime Reporting centres to develop a wide range of sanctuary places people know they can go to and be listened and supported.
- Utilise community resources such as voluntary agencies, libraries and community centres to grow our local network of safe places.
- Increased use of CCTV where appropriate.
- Enhance sharing of criminal intelligence via the accredited Southampton Business Crime Partnership and increase membership of the DISC system and radio network.
- Coordinate intelligence briefings and training for BID levy payers to build resilience within the business community.
- Continue to provide a 7 day a week security presence to assist businesses to reduce the fear of crime and actual incidents.
- Extend the Stamp Out Abuse Campaign to reduce violence against staff and work with the newly establish City Centre Police unit to deter violence across the city.
- Development of a problem profile for violence against staff.
- Report on business crime using data to understand the effectiveness of our collaborative responses.
- Work in partnership with Citywatch (CCTV) to solve crime and tackle anti-social behaviour.
- Act as a key partner in emergency planning in the city, including public health responses.
- Shape the UK City of Culture public realm plan with additional focus on the lighting strategy for the city to enhance perceptions of the city at night. Work with licensing, events and planners to design out violence, for City of Culture and more widely.
- Continue to lead the Southampton Weapons Actions Group to develop partnership responses to youth risk and vulnerability in the city.
- Collaborate with our universities to maximise the involvement of students in work to tackle crime and disorder, both to keep students safe and through placements in our services.
- Ensure, through community engagement, a greater understanding of issues that impact on the cohesion of communities is developed.



- Improve the co-ordination between services to areas of deprivation, serious violence, poor health and education outcomes across the city.
- Continue to ensure interventions and reduction work is carried out in the areas of most need.
- Ensure local policing teams focus patrols in areas where there are the greatest risks to communities, hosting a district Partnership Tasking Meeting (TPM).
- Target investment in housing, employment, early intervention and community engagement areas of the city experiencing highest levels of crime and deprivation.
- Use data to analyse local area problems and work together to draw down regional and national funding to tackle street-based crime.
- Develop opportunities to work with community partners on issues that affect community cohesion.
- Work with community groups to understand and identify youth activities that would support, develop and divert young people in key areas.

Outcome / Focus

Keep residents in the city safe from the risk of fire.

Who is responsible?

Hampshire and Isle of Wight Fire and Rescue Service.

What do we want to achieve?

1. Ensure the safety of the public, firefighters, and property.
 2. Reduce the incidents of preventable fires in the city.
 3. Prioritise the risk of fire across the city.
 4. Help people to stay safe in their own homes.
 5. Work with our communities to prevent fires.
 6. Focus on higher risk places.
 7. Collaborate with our partners to deliver shared outcomes.
 8. Ensure fire safety inspectors help to keep businesses protected from fire through fire safety inspections/audits.
-

How will we achieve this?

- Aim to reduce the number of preventable fires in the city, ensuring the safety of the public, firefighters and property, through our Community Safety prevention and protection work.

- Promote fire risk as a factor which can cause harm.
- Improve fire safety and fire prevention. Promote smoking cessation and smoke free homes to reduce house fires.
- Increase support from partnership agencies to acknowledge fire risk and review and signpost to Fire and Rescue.
- Ensure Fire and Rescue assist partners in working on any actions that are set in relation to mitigating fire risk.
- Ensure Fire and Rescue assist partners in sharing information around vulnerable individuals.
- Target the causes that make some people more vulnerable to fire than others e.g. cognitive impairments, mobility impairments, substance use, hoarding etc.
- Utilise location information as one of the risk factor elements in determining an individual's vulnerability to fire.

Outcome / Focus

Reduce the harm to community safety and public health from tobacco, alcohol and drugs.

Who is responsible?

- New Drugs Strategy Board.
 - Public Health.
 - Hampshire and Isle of Wight Constabulary.
-

What do we want to achieve?

1. Improve pathways and links between services for people with substance misuse and mental health needs.
 2. Improve support in place for perpetrators who have mental health and drug and alcohol issues leading to reduced or eliminated incidents. Identify ways to improve the links and joint working between services specific to this issue.
-

How will we achieve this?

- Ensure neighbourhood policing teams develop intelligence around drug supply and trafficking and execute warrants regularly.
- Implement an enhanced Tobacco, Alcohol and Drugs Strategy.
- Improve identification of cases leading to more joint working arrangements and early support.

Outcome / Focus

Protect the most vulnerable adults in society from being scammed through financial and online crime.

Who is responsible?

Trading Standards.

What do we want to achieve?

1. Ensure digital data is secure, accurate and well managed.
 2. Ensure the council is resistant to cyber-attacks and invests in future security needs.
-

How will we achieve this?

- Continuously monitor cyber-threats and upgrade protection.
 - Ensure early intervention prevent the vulnerable clients losing money and sending clear messages to potential fraudsters.
 - Ensure complaints lead to carrying out investigations and possible legal proceedings.
-

Outcome / Focus

Develop collaborative partnerships, to support evidence-based initiatives that can help reduce the risk of crime and disorder.

Who is responsible?

Safe City Partnership.

What do we want to achieve?

1. Better insight and intelligence to help agencies understand and respond to emerging crime trends.
2. Improve intelligence from partners and councillors through use of Community Partnership Intelligence Forms.
3. Ensure law enforcement and criminal justice agencies are supported by partnerships and effective commissioning.
4. Commission and promote early intervention and prevention services, prioritising high harm areas.
5. Support Hampshire and Isle of Wight Constabulary in their responsibilities around pursue and disrupt, including groups that cause the most harm of serious violence, with a Violence Reduction Unit focus on early intervention and prevention.
6. Support police operations connected with serious violence through promoting local youth services, community reassurance, safeguarding and partnership working.

How will we achieve this?

- Ensure the High Harm Team continue to focus on repeat perpetrators of violence especially domestic abuse and sexual abuse. They refer perpetrators to perpetrator schemes where possible to break the cycle of offending.
- Ensure the High Harm Team will continue to develop intelligence around drug supply and trafficking and execute warrants regularly.
- Brief police and partnership teams on key risk/causation factors and locations for serious violence.
- Work with police and Southampton City Council Licensing to reduce and prevent serious violence linked to the night-time economy (including leading the National Violence Reduction Unit Working group).
- Support communities and police post-incident where/when required.
- Work with police and Youth Offending Service to ensure timely investigation of offences involving young people and identification of potential early interventions to reduce risk and offending behaviour.
- Work with police and partners to reduce domestic abuse and mitigate its effects on young people.

Outcome / Focus

Develop data and intelligence gathering to enhance understanding of crime issues and community tensions.

Who is responsible?

Safe City Partnership.

What do we want to achieve?

1. Produce an annual Strategic Assessment, a public document, which provides an overview of current and future crime, disorder and community safety issues affecting Southampton and makes recommendations to the Safe City Partnership.
2. Violence Reduction Unit to undertake an Annual Problem Profile of Serious Violence.
3. Complete a Situational Risk Assessment for radicalisation and terrorism.

How will we achieve this?

- Work with police and partners to identify data-led trends/problems and implement proportionate response.

- Scan for organisational learning and share best practice through evaluations, and testing what works.
- Increase community intelligence.
- Improve identification and understanding of who victims of violence are, e.g., age, gender, etc.
- Understand the impact of the pandemic on crime and disorder, including serious violence.

Outcome / Focus

Work together to minimise the risks caused by radicalisation and extremism.

Who is responsible?

- Southampton Prevent Partnership Board.
- Prevent Operations Group.
- Local Resilience Forum.
- Hampshire Prevent Training Sub-group.

What do we want to achieve?

1. Apply statutory duties to reduce the risk of radicalisation and extremism in the city.
2. Implement the new Protect Duty locally to ensure venues operate safely and minimise the risks from a terrorist attack.
3. Ensure a responsive and effective Channel Panel for Southampton – to prevent vulnerable adults and children from becoming radicalised.
4. Work with Counter Terrorism Policing South East (CTPSE) to deliver counter terrorism training for businesses, practitioners and voluntary organisations.
5. Work with Safe City Partners to understand and mitigate against local risks identified through the Prevent strategy.
6. Sustain resources to deliver Prevent work.

How will we achieve this?

- Support a well-trained workforce and communities to recognise and communicate risks.
- Share learning and ensure local systems are robust and effective.
- Communicate risk in the city to ensure communities are protected from harm.

- Ensure responsive and effective Channel Panel (early intervention scheme) with relevant standing members from partner agencies (for example mental health, Multi-Agency Safeguarding Hub, Police, cross borders).
- Produce and review a local action plan, communicate to the public, and support communities to feel safe.
- Develop and cascade training to professional networks.
- Continue to support the counter extremism and Prevent agenda and maintain routes for safeguarding people at risk of radicalisation.

Outcome / Focus

Strengthen our collective responses to address all forms of anti-social behaviour across our city.

Who is responsible?

- Hampshire and Isle of Wight Constabulary.
 - Southampton City Council.
 - GO! Southampton.
 - Housing Providers.
-

What do we want to achieve?

1. Reduce incidents of anti-social behaviour, particularly that associated with street attached persons.
2. Increase enforcement activity against those fly-tipping.
3. Reduce the impact behaviours that cause fear and harm in our communities such as motorcycle nuisance.
4. Improve joint problem solving to community based and local issues.
5. Improve engagement with young people and others who may engage in activities that are viewed as anti-social behaviour to provide alternative activities.
6. Reduce the impact of aggressive begging on local businesses, shoppers and visitors to the city.
7. Have a strong network of partners working collaboratively to support rough sleepers.
8. Address the challenge of accessing move on accommodation from temporary setting.
9. Engage the business community in local forums.
10. Contribute actively to the Southampton Street Support Action Group, via the continuation of a diverted giving scheme and delivery of the Street Support website.

11. Work with property owners to adapt doorways and egresses to deter encampments and support Council Welfare Wardens and other personnel to use enforcement powers where appropriate.
-

How will we achieve this?

- Respond to complaints about anti-social behaviour received from members of the public, businesses and other agencies (police, housing providers etc).
- Use the enforcement powers available – Anti-social Behaviour, Crime and Policing Act 2014.
- Work with stakeholders to reduce anti-social behaviour through advice support and enforcement, and by leading the multi-agency Partners Action Group (PAG) meetings, working with established support networks and services for street attached persons.
- Patrol parks, open spaces and car parks to remove unauthorised encampments and direct rough sleepers to support services to discourage aggressive begging.
- Increase Southampton City Council resources to respond to incidents of fly tipping and enforce where possible.
- Ensure that our Partnership Action Groups are active and engaged with a range of agencies and communities to work together to find effective local solutions to localised incidents.
- Work across Southampton City Council/Office of the Police and Crime Commissioner and other organisations to support those providing opportunities to young people and others to be engaged in meaningful activities that will deter them from anti-social behaviour.
- Ensure environmental protection officers investigate offences and take enforcement action where evidence is gathered regarding fly tipping offences which will support legal proceedings.
- Work with neighbouring local authorities to share intelligence and best practice.
- Promote the annual Anti-Social Behaviour Week.
- Seek to maintain the success of the 'Everybody In' directive during Covid outbreak.
- Support City Centre initiatives that tackle aggressive begging, such as alternative giving schemes to reduce acquisitive and violent crime.
- Continue to address rough sleeping activity within the city, ensuring strong pathways of support are available.

Delivering our strategy

This strategy sets out a series of top-level objectives to create a safe environment for Southampton's residents over the next 5 years.

The Safe City Partnership have created a Safe City Partnership Board to provide oversight and governance of the Safe City Strategy involving the core strategic partners (Police, Probation, Fire and Rescue, Health Clinical Commissioning Group, Council) and other agencies in the city, to enable a collaborative approach to tackle community issues.

Southampton City Council will monitor a range of key crime and disorder indicators on behalf of the Partnership that will be available on our data observatory. This data will be used to monitor progress and inform the ongoing development of actions to achieve the strategic objectives. A Strategic Assessment based on this data will be produced and form an annual review of the strategy. Resident's surveys will ensure community voices are reflected in this review.

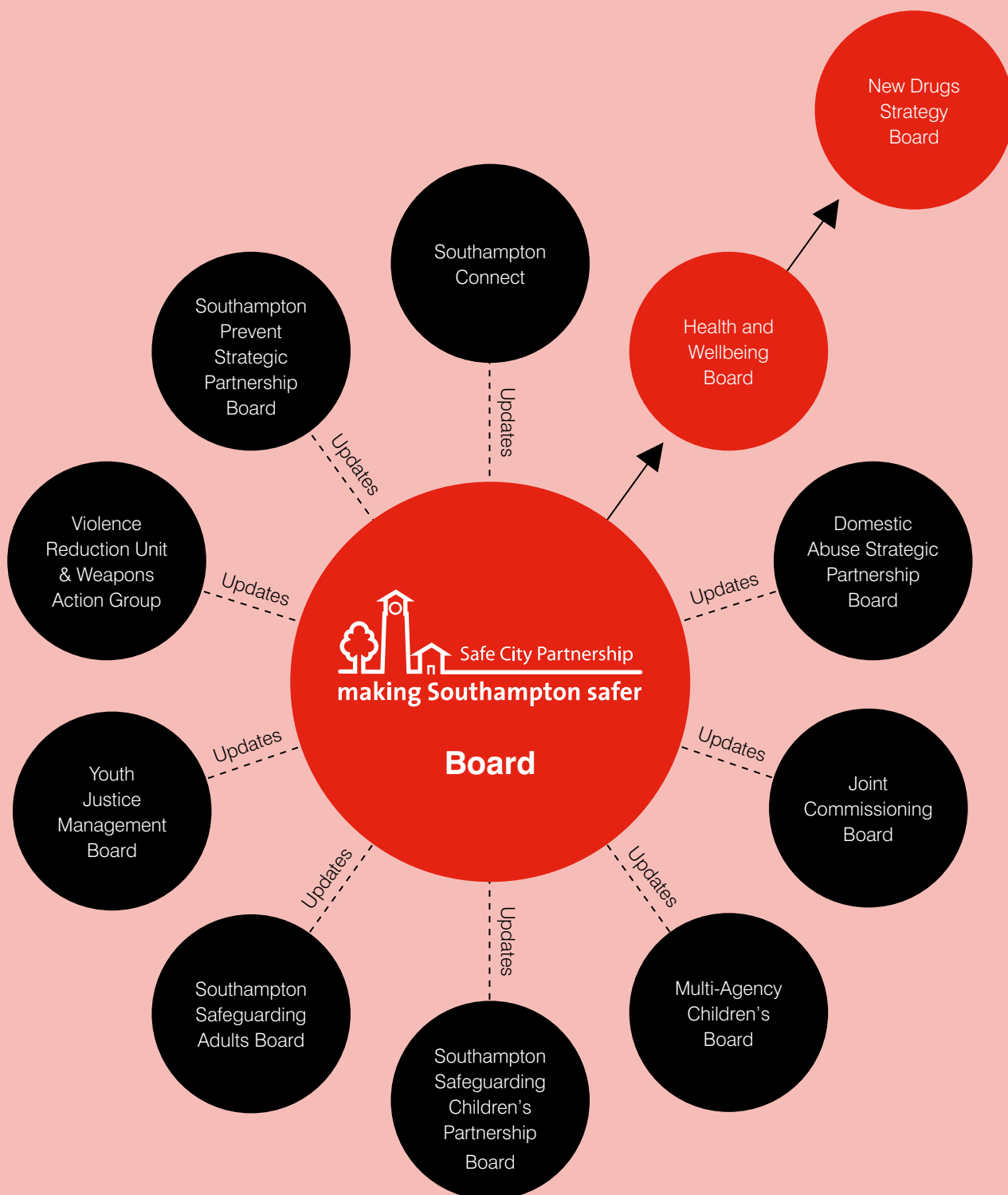
The following topics are examples of where we will use data to monitor and understand the city's situation:

- Crime, volume and severity
- Changes by crime type
- Distribution of crime
- Crime prioritisation
- Victims and offenders, including equality, diversity and inclusion

Safe City Partnership Board diagram

As part of a city-wide approach, the Safe City Partnership will coordinate its work with other strategic boards with appropriate links established, ensuring that its strategy and key plans, work programmes and initiatives are clearly linked to the city's priorities.

The following diagram illustrates other statutory partnership boards that will work with the Safe City Partnership Board to fulfil their strategic and operational objectives.



Hampshire Partnership Boards

- Anti-social Behaviour Taskforce.
- Violence Against Women and Girls Taskforce.
- HIPS Child Exploitation Strategic Meeting.
- Hampshire Modern Slavery Partnership.
- Local Criminal Justice Board.

The strategy considers the correlation between crime and deprivation and how this impacts our most vulnerable communities. The need to engage with and listen to voices of residents is integral to our approach using community engagement resources to achieve this.

Arrangements will require leads or their designates to attend and participate in the Safe City Partnership to provide updates from:

- Youth Justice Management Board.
 - Domestic Abuse Strategic Partnership Board.
 - Violence Reduction Unit and Weapons Action Group.
 - Health and Wellbeing Board (Tobacco, Alcohol and Drugs and Public Health).
 - Southampton Safeguarding Adults Board (Modern Day Slavery) and Hampshire Modern Slavery Partnership.
 - Hate Crime Reporting Network.
 - Southampton Prevent Partnership Board.
 - Anti-social Behaviour, Licensing and Fly-tipping.
 - Better Care Southampton.
 - Business Crime Reduction forums.
 - Office of the Police and Crime Commissioner.
 - Southampton Safeguarding Children's Partnership.
 - New Drugs Strategy Board.
-

