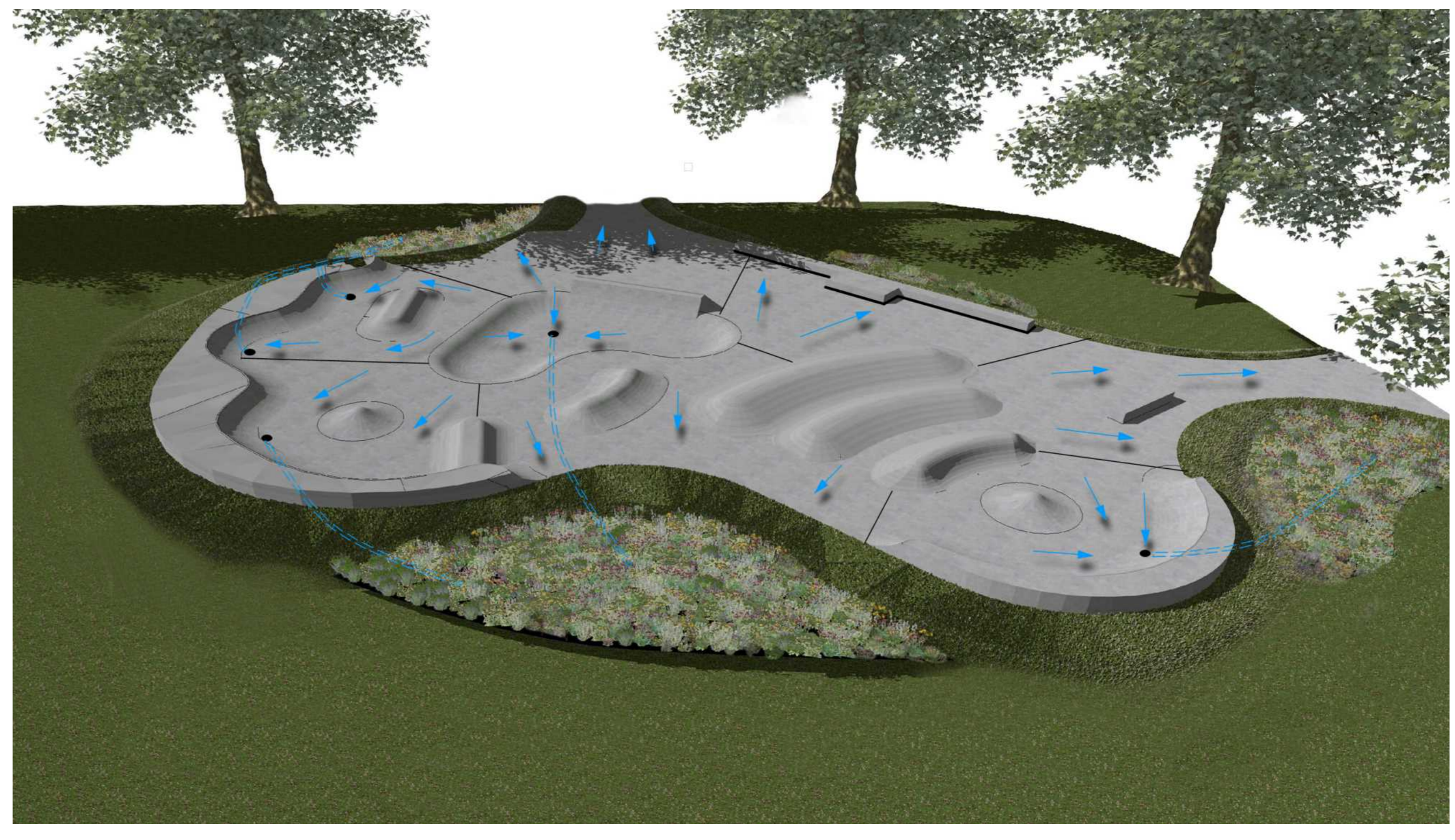


**POTENTIAL SOAK AWAY AND RAIN GARDENS TO COPE WITH ADDITIONAL RUN-OFF FROM SKATE PARK.**

If the topsoil is clay "Brickearth" with gravel below. Although we do not know the depth of the topsoil, breaking through to the gravel layer should give good diffusion from soakaways into surrounding soil. Therefore it is looking as if the soakaway rain garden option will deliver the drainage needed.

This offers the opportunity to improve biodiversity and add attractive soft landscaping around the skatepark.



- NOTES:**
1. This drawing is to be read in conjunction with all relevant contract drawings and specifications with any conflicting information to be brought to the attention of SCC City Services before works commence on site.
  2. Do not scale from this drawing, always work to noted dimensions.
  3. All given dimensions in mm unless stated otherwise.
- This map is based upon Ordnance Survey material with the permission of Ordnance Survey on behalf of the Controller of Her Majesty's Stationary Office © Crown copyright. Unauthorised reproduction infringes Crown copyright and may lead to prosecution or civil proceedings. Southampton City Council 100019679 2010*

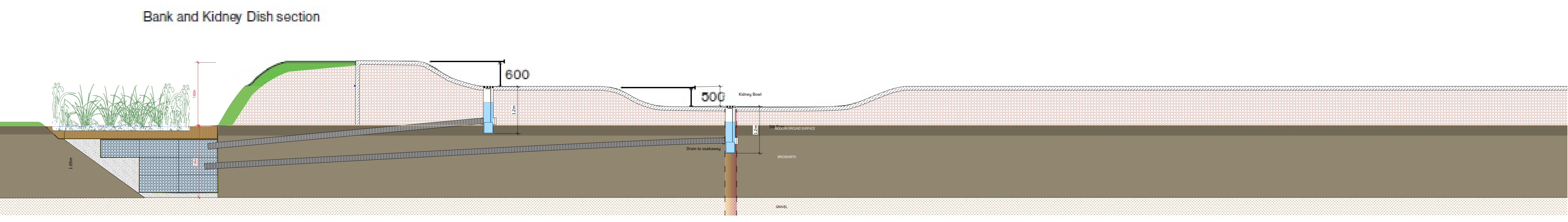
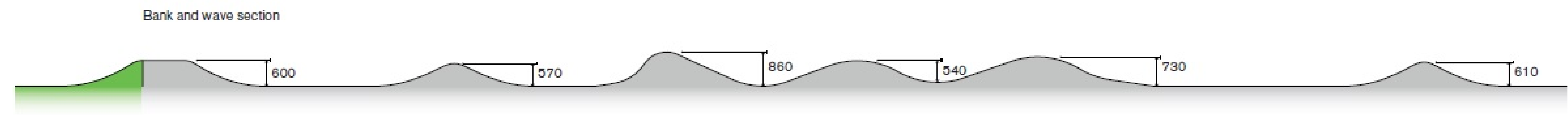


**250mm Silt Trap with filter bucket**

A silt trap would be essential to free drainage. It allows maintenance to prevent silt from blocking the drain.

Allowing the minimum fall from the bottom of the kidney bowl feature still requires a deep soakaway crate given the distance, but this can be reduced by raising the whole build above ground..

DESCRIPTION	SPECIFICATION	QC
All measurements are approximate.		
Diameter (mm):	250	
Depth (mm):	1200	
Sump (mm):	200	
Inlet / Outlet (mm):	110	



DATE	DRAWN	DESCRIPTION OF REVISION	REVISION LETTER	CHECKED BY

DRAWING STATUS  
DRAFT

**SOUTHAMPTON CITY COUNCIL**  
CITY SERVICES  
Red Lodge Depot  
Vermont Close  
SOUTHAMPTON SO16 7LT

PROJECT TITLE:  
**HOGLANDS SKATE PARK**

PROJECT NUMBER: **n/a** PLOT DATE: **6.6.23**

DRAWING SCALE: **as shown** APPROVED BY:

PAPER SIZE: **A3** DRAWN BY: **CB**

DRAWING TITLE:  
**SOAKAWAY DRAINAGE**

DRAWING NUMBER: **SCC\_CS\_HSP3 Drainage** REVISION LETTER: **G**

DRAWING FILE LOCATION: